

General information about company

| | |
|--|-------------------------------|
| Scrip code | 511525 |
| NSE Symbol | |
| MSEI Symbol | |
| ISIN | INE376A01032 |
| Name of the company | Pan India Corporation Limited |
| Whether company is SME | No |
| Class of Security | Equity Shares |
| Type of report | Quarterly |
| Quarter Ended / Half year ended/Date of Report (For Prelisting / Allotment) | 31-12-2022 |
| Date of allotment / extinguishment (in case Capital Restructuring selected) / Listing Date | |
| Shareholding pattern filed under | Regulation 31 (1) (b) |
| Whether the listed entity is Public Sector Undertaking (PSU)? | No |

Declaration

| Sr. No. | Particular | Yes/No | Promoter and Promoter Group | Public shareholder | Non Promoter- Non Public |
|---------|--|--------|-----------------------------|--------------------|--------------------------|
| 1 | Whether the Listed Entity has issued any partly paid up shares? | No | No | No | No |
| 2 | Whether the Listed Entity has issued any Convertible Securities ? | No | No | No | No |
| 3 | Whether the Listed Entity has issued any Warrants ? | No | No | No | No |
| 4 | Whether the Listed Entity has any shares against which depository receipts are issued? | No | No | No | No |
| 5 | Whether the Listed Entity has any shares in locked-in? | No | No | No | No |
| 6 | Whether any shares held by promoters are pledge or otherwise encumbered? | No | No | | |
| 7 | Whether company has equity shares with differential voting rights? | No | No | No | No |
| 8 | Whether the listed entity has any significant beneficial owner? | No | | | |

Table VI - Statement showing foreign ownership limits

| Particular | Approved limits (%) | Limits utilized (%) |
|---------------------------------------|----------------------------|----------------------------|
| As on shareholding date | 0 | 0 |
| As on the end of previous 1st quarter | 0 | 0 |
| As on the end of previous 2nd quarter | 0 | 0 |
| As on the end of previous 3rd quarter | 0 | 0 |
| As on the end of previous 4th quarter | 0 | 0 |

Table I - Summary Statement holding of specified securities

| Category (I) | Category of shareholder (II) | Nos. Of shareholders (III) | No. of fully paid up equity shares held (IV) | No. Of Partly paid-up equity shares held (V) | No. Of shares underlying Depository Receipts (VI) | Total nos. shares held (VII) = (IV)+ (V)+ (VI) | Shareholding as a % of total no. of shares (calculated as per SCRR, 1957) (VIII) As a % of (A+B+C2) | Number of Voting Rights held in each class of securities (IX) | | | |
|--------------|--------------------------------|----------------------------|--|--|---|--|---|---|------------|------------------|-------------------------|
| | | | | | | | | No of Voting (XIV) Rights | | | Total as a % of (A+B+C) |
| | | | | | | | | Class eg: X | Class eg:y | Total | |
| (A) | Promoter & Promoter Group | 2 | 97508369 | | | 97508369 | 45.51 | 97508369 | | 97508369 | 45.51 |
| (B) | Public | 113136 | 116748131 | | | 116748131 | 54.49 | 116748131 | | 116748131 | 54.49 |
| (C) | Non Promoter-Non Public | | | | | | | | | | |
| (C1) | Shares underlying DRs | | | | | | | | | | |
| (C2) | Shares held by Employee Trusts | | | | | | | | | | |
| | Total | 113138 | 214256500 | | | 214256500 | 100 | 214256500 | | 214256500 | 100 |

Table I - Summary Statement holding of specified securities

| Category (I) | Category of shareholder (II) | No. Of Shares Underlying Outstanding convertible securities (X) | No. of Shares Underlying Outstanding Warrants (Xi) | No. Of Shares Underlying Outstanding convertible securities and No. Of Warrants (Xi) (a) | Shareholding , as a % assuming full conversion of convertible securities (as a percentage of diluted share capital) (XI)= (VII)+(X) As a % of (A+B+C2) | Number of Locked in shares (XII) | | Number of Shares pledged or otherwise encumbered (XIII) | | Number of equity shares held in dematerialized form (XIV) | Sub-categorization of shares | | |
|--------------|--------------------------------|---|--|--|---|----------------------------------|---------------------------------|---|---------------------------------|---|------------------------------|-------------------|--------------------|
| | | | | | | No. (a) | As a % of total Shares held (b) | No. (a) | As a % of total Shares held (b) | | Sub-category (i) | Sub-category (ii) | Sub-category (iii) |
| (A) | Promoter & Promoter Group | | | | 45.51 | | | | | 7508369 | | | |
| (B) | Public | | | | 54.49 | | | | | 100667910 | 0 | 0 | 0 |
| (C) | Non Promoter-Non Public | | | | | | | | | | | | |
| (C1) | Shares underlying DRs | | | | | | | | | | | | |
| (C2) | Shares held by Employee Trusts | | | | | | | | | | | | |
| | Total | | | | 100 | | | | | 108176279 | 0 | 0 | 0 |

Table II - Statement showing shareholding pattern of the Promoter and Promoter Group

| Sr. | Category & Name of the Shareholders (I) | Nos. Of shareholders (III) | No. of fully paid up equity shares held (IV) | No. Of Partly paid-up equity shares held (V) | No. Of shares underlying Depository Receipts (VI) | Total nos. shares held (VII) = (IV)+(V)+(VI) | Shareholding as a % of total no. of shares (calculated as per SCRR, 1957) (VIII) As a % of (A+B+C2) | Number of Voting Rights held in each class of securities (IX) | | | |
|---|---|----------------------------|--|--|---|--|---|---|------------|-----------|-------------------------------------|
| | | | | | | | | No of Voting (XIV) Rights | | | Total as a % of Total Voting rights |
| | | | | | | | | Class eg: X | Class eg:y | Total | |
| A | Table II - Statement showing shareholding pattern of the Promoter and Promoter Group | | | | | | | | | | |
| (1) | Indian | | | | | | | | | | |
| (a) | Individuals/Hindu undivided Family | 1 | 100 | | | 100 | 0 | 100 | | 100 | 0 |
| (d) | Any Other (specify) | 1 | 97508269 | | | 97508269 | 45.51 | 97508269 | | 97508269 | 45.51 |
| Sub-Total (A)(1) | | 2 | 97508369 | | | 97508369 | 45.51 | 97508369 | | 97508369 | 45.51 |
| (2) | Foreign | | | | | | | | | | |
| Total Shareholding of Promoter and Promoter Group (A)=(A)(1)+(A)(2) | | 2 | 97508369 | | | 97508369 | 45.51 | 97508369 | | 97508369 | 45.51 |
| B | Table III - Statement showing shareholding pattern of the Public shareholder | | | | | | | | | | |
| (1) | Institutions (Domestic) | | | | | | | | | | |
| (d) | Banks | 6 | 22057 | | | 22057 | 0.01 | 22057 | | 22057 | 0.01 |
| Sub-Total (B)(1) | | 6 | 22057 | | | 22057 | 0.01 | 22057 | | 22057 | 0.01 |
| (2) | Institutions (Foreign) | | | | | | | | | | |
| (3) | Central Government / State Government(s) | | | | | | | | | | |
| (4) | Non-institutions | | | | | | | | | | |
| (g) | Resident Individuals holding nominal share capital up to Rs. 2 lakhs | 111949 | 89141246 | | | 89141246 | 41.6 | 89141246 | | 89141246 | 41.6 |
| (h) | Resident Individuals holding nominal share capital in excess of Rs. 2 lakhs | 459 | 24542712 | | | 24542712 | 11.45 | 24542712 | | 24542712 | 11.45 |
| (i) | Non Resident Indians (NRIs) | 129 | 477349 | | | 477349 | 0.22 | 477349 | | 477349 | 0.22 |
| (l) | Bodies Corporate | 546 | 2093314 | | | 2093314 | 0.98 | 2093314 | | 2093314 | 0.98 |
| (m) | Any Other (specify) | 47 | 471453 | | | 471453 | 0.22 | 471453 | | 471453 | 0.22 |
| Sub-Total (B)(4) | | 113130 | 116726074 | | | 116726074 | 54.48 | 116726074 | | 116726074 | 54.48 |
| Total Public Shareholding (B)=(B)(1)+(B)(2)+(B)(3)+(B)(4) | | 113136 | 116748131 | | | 116748131 | 54.49 | 116748131 | | 116748131 | 54.49 |
| C | Table IV - Statement showing shareholding pattern of the Non Promoter- Non Public shareholder | | | | | | | | | | |
| Total (A+B+C2) | | 113138 | 214256500 | | | 214256500 | 100 | 214256500 | | 214256500 | 100 |

| | | | | | | | | | | | | |
|---------------|--|--------|-----------|--|--|-----------|-----|--|-----------|--|-----------|-----|
| Total (A+B+C) | | 113138 | 214256500 | | | 214256500 | 100 | | 214256500 | | 214256500 | 100 |
|---------------|--|--------|-----------|--|--|-----------|-----|--|-----------|--|-----------|-----|





Table II - Statement showing shareholding pattern of the Promoter and Promoter Group

| Sr. | No. Of Shares Underlying Outstanding convertible securities (X) | No. of Shares Underlying Outstanding Warrants (Xi) | No. Of Shares Underlying Outstanding convertible securities and No. Of Warrants (Xi) (a) | Shareholding , as a % assuming full conversion of convertible securities (as a percentage of diluted share capital) (XI)= (VII)+(X) As a % of (A+B+C2) | Number of Locked in shares (XII) | | Number of Shares pledged or otherwise encumbered (XIII) | | Number of equity shares held in dematerialized form (XIV) | Sub-categorization of shares | | |
|--|---|--|--|---|----------------------------------|---------------------------------|---|---------------------------------|---|------------------------------|-------------------|--------------------|
| | | | | | No. (a) | As a % of total Shares held (b) | No. (a) | As a % of total Shares held (b) | | Sub-category (i) | Sub-category (ii) | Sub-category (iii) |
| A | Table II - Statement showing shareholding pattern of the Promoter and Promoter Group | | | | | | | | | | | |
| (1) | Indian | | | | | | | | | | | |
| (a) | | | | 0 | | | | | 100 | | | |
| (d) | | | | 45.51 | | | | | 7508269 | | | |
| Sub-Total (A)(1) | | | | 45.51 | | | | | 7508369 | | | |
| (2) | Foreign | | | | | | | | | | | |
| Total Shareholding of Promoter and Promoter Group (A)= (A)(1)+(A)(2) | | | | 45.51 | | | | | 7508369 | | | |
| B | Table III - Statement showing shareholding pattern of the Public shareholder | | | | | | | | | | | |
| (1) | Institutions (Domestic) | | | | | | | | | | | |
| (d) | | | | 0.01 | | | | | 20157 | 0 | 0 | |
| Sub-Total (B)(1) | | | | 0.01 | | | | | 20157 | 0 | 0 | |
| (2) | Institutions (Foreign) | | | | | | | | | | | |
| (3) | Central Government / State Government(s) | | | | | | | | | | | |
| (4) | Non-institutions | | | | | | | | | | | |
| (g) | | | | 41.6 | | | | | 73337105 | 0 | 0 | |
| (h) | | | | 11.45 | | | | | 24483552 | 0 | 0 | |
| (i) | | | | 0.22 | | | | | 477349 | 0 | 0 | |
| (l) | | | | 0.98 | | | | | 1878294 | 0 | 0 | |
| (m) | | | | 0.22 | | | | | 471453 | 0 | 0 | |
| Sub-Total (B)(4) | | | | 54.48 | | | | | 100647753 | 0 | 0 | |
| Total Public Shareholding (B)=(B)(1)+(B)(2)+(B)(3)+(B)(4) | | | | 54.49 | | | | | 100667910 | 0 | 0 | |
| C | Table IV - Statement showing shareholding pattern of the Non Promoter- Non Public shareholder | | | | | | | | | | | |
| Total (A+B+C2) | | | | 100 | | | | | 108176279 | | | |
| Total (A+B+C) | | | | 100 | | | | | 108176279 | | | |

Disclosure of notes in case of promoter holding in dematerialised form is less than 100 percentage

Textual
Information(1)



Text Block


Textual Information()

The application for listing of 90000000 Equity Shares held by the promoter i.e. Vizwise Commerce Private Limited is pending with Stock Exchange

Individuals/Hindu undivided Family

| | | |
|--|---------------|---------------------------------------|
| Serial No. | 1 | |
| Name of the Shareholders (I) | ASHOK AGARWAL | Click here to go back |
| PAN (II) | AACPA9170B | Total |
| No. of fully paid up equity shares held (IV) | 100 | 100 |
| No. Of Partly paid-up equity shares held (V) | | |
| No. Of shares underlying Depository Receipts (VI) | | |
| Total nos. shares held (VII) = (IV)+ (V)+ (VI) | 100 | 100 |
| Shareholding as a % of total no. of shares (calculated as per SCRR, 1957) (VIII) As a % of (A+B+C2) | 0 | 0 |
| Number of Voting Rights held in each class of securities (IX) | | |
| Class eg:X | 100 | 100 |
| Class eg:y | | |
| Total | 100 | 100 |
| Total as a % of Total Voting rights | 0 | 0 |
| No. Of Shares Underlying Outstanding convertible securities (X) | | |
| No. of Shares Underlying Outstanding Warrants (Xi) | | |
| No. Of Shares Underlying Outstanding convertible securities and No. Of Warrants (Xi) (a) | | |
| Shareholding , as a % assuming full conversion of convertible securities (as a percentage of diluted share capital) (XI)= (VII)+(Xi)(a) As a | 0 | 0 |


| | | |
|---|----------|-----|
| % of (A+B+C2) | | |
| Number of Locked in shares (XII) | | |
| No. (a) | | |
| As a % of total Shares held (b) | | |
| Number of Shares pledged or otherwise encumbered (XIII) | | |
| No. (a) | | |
| As a % of total Shares held (b) | | |
| Number of equity shares held in dematerialized form (XIV) | 100 | 100 |
| Reason for not providing PAN | | |
| Reason for not providing PAN | | |
| Shareholder type | Promoter | |



Any Other (specify)

| | | |
|---|----------------------------------|---------------------------------------|
| Serial No. | 1 | |
| Category | Bodies Corporate | Click here to go back |
| Name of the Shareholders (I) | VIZWISE COMMERCE PRIVATE LIMITED | |
| PAN (II) | AABCS7660J | Total |
| No. of the Shareholders (I) | 1 | 1 |
| No. of fully paid up equity shares held (IV) | 97508269 | 97508269 |
| No. Of Partly paid-up equity shares held (V) | | |
| No. Of shares underlying Depository Receipts (VI) | | |
| Total nos. shares held (VII) = (IV)+ (V)+ (VI) | 97508269 | 97508269 |
| Shareholding as a % of total no. of shares (calculated as per SCRR, 1957) (VIII) As a % of (A+B+C2) | 45.51 | 45.51 |
| Number of Voting Rights held in each class of securities (IX) | | |
| Class eg: X | 97508269 | 97508269 |
| Class eg:y | | |
| Total | 97508269 | 97508269 |
| Total as a % of Total Voting rights | 45.51 | 45.51 |
| No. Of Shares Underlying Outstanding convertible securities (X) | | |
| No. of Shares Underlying Outstanding Warrants (Xi) | | |
| No. Of Shares Underlying Outstanding convertible securities and No. Of Warrants (Xi) (a) | | |
| Shareholding , as a % assuming full conversion of convertible securities (as a percentage of | 45.51 | 45.51 |

| | | |
|---|----------|---------|
| diluted share capital) (XI)= (VII)+(X) As a % of (A+B+C2) | | |
| Number of Locked in shares (XII) | | |
| No. (a) | | |
| As a % of total Shares held (b) | | |
| Number of Shares pledged or otherwise encumbered (XIII) | | |
| No. (a) | | |
| As a % of total Shares held (b) | | |
| Number of equity shares held in dematerialized form (XIV) | 7508269 | 7508269 |
| Reason for not providing PAN | | |
| Reason for not providing PAN | | |
| Shareholder type | Promoter | |



Any Other (specify)

| | | | |
|---|------------------|----------|---------------------------------------|
| Serial No. | 1 | 2 | |
| Category | Clearing Members | Trusts | |
| Category / More than 1 percentage | Category | Category | |
| Name of the Shareholders (I) | | | Click here to go back |
| PAN (II) | | | Total |
| No. of the Shareholders (I) | 46 | 1 | 47 |
| No. of fully paid up equity shares held (IV) | 446833 | 24620 | 471453 |
| No. Of Partly paid-up equity shares held (V) | | | |
| No. Of shares underlying Depository Receipts (VI) | | | |
| Total nos. shares held (VII) = (IV)+ (V)+ (VI) | 446833 | 24620 | 471453 |
| Shareholding as a % of total no. of shares (calculated as per SCRR, 1957) (VIII) As a % of (A+B+C2) | 0.21 | 0.01 | 0.22 |
| Number of Voting Rights held in each class of securities (IX) | | | |
| Class eg: X | 446833 | 24620 | 471453 |
| Class eg:y | | | |
| Total | 446833 | 24620 | 471453 |
| Total as a % of Total Voting rights | 0.21 | 0.01 | 0.22 |
| No. Of Shares Underlying Outstanding convertible securities (X) | | | |
| No. of Shares Underlying Outstanding Warrants (Xi) | | | |
| No. Of Shares Underlying Outstanding convertible securities and No. Of Warrants (Xi) (a) | | | |
| Shareholding , as a % assuming full conversion of convertible | | | |

| | | | |
|--|--------|-------|--------|
| securities (as a percentage of diluted share capital) (XI)= (VII)+(X) As a % of (A+B+C2) | 0.21 | 0.01 | 0.22 |
| Number of Locked in shares (XII) | | | |
| No. (a) | | | |
| As a % of total Shares held (b) | | | |
| Number of equity shares held in dematerialized form (XIV) | 446833 | 24620 | 471453 |
| Reason for not providing PAN | | | |
| Reason for not providing PAN | | | |
| Sub-categorization of shares | | | |
| Shareholding (No. of shares) under | | | |
| Sub-category (i) | 0 | 0 | 0 |
| Sub-category (ii) | 0 | 0 | 0 |
| Sub-category (iii) | 0 | 0 | 0 |

